

STELLAR WORKS



Stellar Works stands for a renaissance
of refined culture and Asian aesthetics.

Inspired by the long-standing craft
and industry of traditional cultures, it
represents a commitment to bridging
the gap between old and new, east and
west – in attitude, form and application.

Stellar Works seeks to reintroduce
past collections of classics, alongside
culturally-inspired contemporary
signatures. It infuses freshness into
heritage and grounds innovation
with enduring craftsmanship.

Letter from the Chairman 6

Production 10

Designers 14

The Collection 24

Product Information 74

Mandarin Collection 76

Slow Collection 80

Blink Collection 84

Exchange Collection 96

Ming Collection 102

Utility Collection 106

Cabinet of Curiosity 122

Dowry Collection 123

Lunar Collection 126

Rén Collection 134

QT / Chillax Collection 142

New Legacy Collection 148

SW Collection 152

Carlo Collection 156

Wohlert Collection 160

Kyoto Lamp 166

Arita 168

Material & Colours 171

Glossary 173





LETTER FROM THE CHAIRMAN

COMMITTED TO CRAFTSMANSHIP

In 2013, we established Stellar Works as a way to bring ideas together: East and West, heritage and modernity, craft and industry – bringing the best of the past into the light of the present. Our aim was to inspire a renaissance in Asian aesthetics, taking the forms, styles and motifs that have characterised Japanese design across the centuries and filtering them through the lens of the European tradition to create something new and timeless.

Three years on, and our furniture collections have achieved a unique place in the global market, and can be found in private residences and prestigious hotels, restaurants and public spaces around the world. By drawing together a unique combination of heritage, craft skills and production expertise from Europe and Asia, we have created an international design brand with genuine cross-cultural resonance. Stellar Works has much to be proud of.

I believe that this bringing together of cultures is what sets us apart, both in terms of the character of our creative output and the strength of our business today. From the beginning, Stellar Works has benefited from the strategy and dynamism of Japanese operations management, the high-end craftsmanship of French furniture making and the technical proficiency of our Shanghai production team.

When we opened our purpose-built factory in Shanghai, the city was well established as an international hub for furniture production, but for many brands, its factories were centres of

mass-market furniture making, dealing in low-cost, high-volume manufacture with all the efficiency of the production line, but little crafted character. A wealth of technical know-how and traditional craft skill existed, but remained untapped. We set out to change that.

The Stellar Works factory has enabled us to achieve two of the key attributes we have aimed for since the company's founding. China's favourable cost environment allows us to create pieces that offer our customers unparalleled value for money, but our approach to making ensures that everything bearing the Stellar Works name exhibits the detail and quality of the hand-guided craftsmanship that created it.

In this sense, one of the most important roles that Stellar Works plays is the preservation and nurturing of craft skills that the ease of mass production has placed under threat. Japan and France both have a great tradition of hand-making, but technological advancement and the rise in outsourcing have eroded the skills base in both countries. In Shanghai, we keep those traditions alive.

The other great benefit of our production facility is the end-to-end control it gives us over the entire production process. Because we assume complete responsibility for every stage, we can custom-make pieces with an ease which many other brands do not have access to and, more importantly, we can guarantee the sustainability of our furniture. Complete control of materials sourcing ensures complete transparency – every wood can be traced to the FSC-certified

LETTER FROM THE CHAIRMAN

forest it came from, and every metal, fabric and leather can be tracked to its source. It is because of this that all our materials are classified according to Japan's Four-Star standard – the most stringent in the industry.

Our role as a preserver of the past extends beyond our production methods. The most obvious example would be our vintage lines, which keep the iconic designs of 20th-century greats, such as Vilhelm Wolherth and Carlo Forcolini, in production, with a few material updates appropriate to the modern day. But Stellar Works' signature collections, too, could not exist without the aesthetic histories they pay tribute to. Look over our contemporary furniture ranges and you see glimpses of design movements from across the 20th century – a touch of Bauhaus crafted functionality or the refined simplicity of mid-century Scandinavian – often seamlessly fused into the classic forms and patterns of the Asian creative tradition. When I look at a collection such as Lunar, for example, I see the patterns of time-honoured decorative arts from China refined into Nordic simplicity and comfort by the Danish studio SPACE Cph. And when I admire Shuwa Tei's remarkable New Legacy chairs, I'm admiring the architecture of a Buddhist temple in Osaka re-interpreted into the clean contours and unfussy elegance appropriate to the globalised world of today.

Designs and designers like these are the creative heart of our company. Without exception, they have an instinctive

understanding of the Stellar Works mission and a talent for drawing and combining creative inspiration and craft technique from multiple places and periods. It would be only too easy to end up with a product that didn't work – a clash of cultures or a conceptual mismatch – but Stellar Works' designers have a gift for harmony: they create furniture that is both an extension of an existing tradition and the expression of a new one.

We have chosen this path between the old and the new because I believe good design is timeless design. A particular style of furniture may be all the rage for a while, but if it looks tired after a decade, it's not good design – it's a passing trend. Stellar Works aims to be timeless. I would like to think that 100 years from now, our pieces will still be as contemporary and resonant as they are today and, moreover, that Stellar Works will still be crafting quality furniture that is Asian in inspiration, cross-cultural in design and international in its scope.



Yuichiro Hori

**Chief Executive Officer and Founder
Stellar Works Co., Ltd**





PRODUCTION

OUR PROJECTS AND PARTNERSHIPS

From Sydney to Shanghai and London to Los Angeles, Stellar Works’ furniture and accessories can be found in private homes and public spaces all over the globe. Working with some of the world’s most admired hotels, restaurants, bars and retail brands, we strive to either supply the perfect pieces from our existing collections, or craft bespoke furniture to suit.

Stellar Works’ designers have been closely involved in some of the most prestigious hospitality projects of recent years, ranging from the contemporary take on Nordic tradition embodied by the dining rooms of Copenhagen’s Noma restaurant, to the relaxed retro-modern interiors of the QT Hotels group in Australia. We are proud to have brought warmth and luxurious comfort to the bedrooms of Baccarat Hotel in New York; clean-lined Asian simplicity to the Banyan Tree Yanshuo; timeless bento-box chic to Xex in Tokyo and high-gloss contemporary craftsmanship to the Gucci boutiques of the Asia-Pacific region, alongside a roster of other projects for clients that demand high-quality original design, executed with craftsmanship and delivered with efficiency.

FULL-FACETED SERVICE

At Stellar Works we understand that every interiors project can be a juggling act, and that the fewer suppliers involved in a project, the easier it can be. Stellar Works collaborates with architects and designers to provide a simple and comprehensive solution to furnishing spaces and buildings with both character

and comfort. Whatever furniture is required, we can design, manufacture or supply every piece.

The items in our Vintage and Designer Collections can be provided in their standard ranges or adapted to suit any interior theme, but our in-house designers are also on hand to develop concepts customised to any brief and aesthetic vision. With an international team of expert technicians and advanced production facilities, Stellar Works can bring the most complex of designs into reality, often in a surprisingly short space of time. And because we have access to a materials palette of unparalleled breadth, Stellar Works furniture can be crafted in an almost limitless range of colours and finishes.

GLOBAL EXPERTISE

Stellar Works’ worldwide production team encompasses highly skilled technicians from Europe and Asia, and boasts manufacturing facilities in France, Japan and China that are among the most technologically advanced in any country. The Stellar Works management team regularly travel across the world to spend time on factory floors, ensuring they understand the production process from the first flash of design inspiration to the final rollout on the production line. This allows for a valuable balance of quality, versatility and efficiency, giving Stellar Works the fast-paced production processes necessary to manoeuvre in a highly competitive market – as well as the artisanal dedication to furniture making that true craftsmanship demands.



RESPONSIBLE PRODUCTION

At Stellar Works we believe that we have an important role to play in addressing the environmental challenges faced by the modern world. Today, sustainability is fundamental to good design, and responsible material sourcing forms a key chapter in any product’s story. Stellar Works strives to ensure that an extensive and ever-growing range of eco-friendly materials is available to clients, and can guarantee that every raw material used is fully traceable to its source. The journey of our wood, for example, is followed from its forest of origin to the places where it is processed and finished, and on to the final factory. Through transparent sourcing and manufacture, Stellar Works offers clients an assurance of integrity and a demonstrable commitment to sustainability.



DESIGNERS AND CREATIVE DIRECTORS



Neri&Hu

Stellar Works' creative direction is overseen by the Neri&Hu Design and Research Office. Founded in 2004, the design practice is based in Shanghai and London and led by architects Lyndon Neri and Rossana Hu. The company's diverse, multicultural team strives to reinvent classic craft, adding a fresh, contemporary touch to their projects and collaborations all over the world.

Neri&Hu's interdisciplinary approach to architecture and interior, graphic and product design is rooted in context, never formulaic or conventional, and built around a commitment to creating forms with meaning. The studio's work has earned a host of awards internationally, including placement on Architectural Record's 'Design Vanguard' in 2009, Architectural Review's Award for Emerging Architecture in 2010, induction into Interior Design magazine's Hall of Fame in 2013, and the title of Wallpaper* Designer of the Year 2014.

Signature Collections for Stellar Works

Ming, Utility, Cabinet of Curiosity, Mandarin, Dowry, Arita

DESIGNERS



Space Copenhagen

Established in 2005 by Signe Bindslev Henriksen and Peter Bundgaard Rützou, both graduates of the Royal Danish Academy of Fine Arts, SPACE Cph is a Copenhagen-based design practice that creates interior spaces, furniture and objects for luxury and lifestyle clients across the world.

Through their work – which includes restaurants such as Noma in Copenhagen – SPACE Cph has developed a design process that is both emotional and poetic, instilling architectural, interior and furniture design projects with modernism, a strong personal vision and an aversion to the mundane.

Signature Collections for Stellar Works

Lunar, Rén, Slow

DESIGNERS



Yabu Pushelberg

Serendipitously brought together in 1980 by a shared hunt for a studio space, George Yabu and Glenn Pushelberg have created a globally renowned collaborative interior architecture and design practice driven by curiosity, experimentation and attention to detail.

From its studios in New York and Toronto, Yabu Pushelberg brings together innovative materials, talented artisans and a trend-transcending approach that has firmly established the practice as an international creative leader, celebrated for the personality and emotional resonance of the designs it produces.

Signature Collection for Stellar Works

Blink

Collaboration Series for Stellar Works

James

DESIGNERS



Crème

Founded by Jun Aizaki, Crème is a multidisciplinary design firm based in the vibrant neighborhood of Williamsburg, Brooklyn. The studio is collaboration of dynamic, international designers that work around the idea that all design challenges require the same problem solving approach. Crème tackles a chair, a restaurant or a building, the same way they would approach a logo or a street block.

Crème has developed a contemporary wood and steel chair inspired by the traditional Windsor form. By exchanging the traditional wooden spindles and stretcher of the Windsor back with steel, Crème has produced a new chair that feels both contemporary and traditional at once. This exchange suggests the new life and design that can be breathed in to used or well-worn objects and furnishings. Aside from the tradition spindle back, Crème has designed several other backs that can be substituted in to fit any design. Custom backs, multiple wood species and steel finishes are available.

Signature Series for Stellar Works

Exchange

DESIGNERS



Nic Graham


Australian interior designer Nic Graham has headed his own design practice in Sydney since 1999, working on projects spanning the residential, commercial and hospitality sectors.

Through their work across the Asia-Pacific region, Graham and his small team of architects, technical craftsmen and landscape designers have developed a reputation for their interdisciplinary skill set and holistic approach. Their designs are contemporary, often drawing on retro inspiration to incorporate a sense of warmth and comfort – a ‘soft’ take on modernism.

Signature Collection for Stellar Works

QT/Chillax

DESIGNERS



Shuwa Tei

Committed to a vision of architecture and design anchored in compelling ideas and craftsmanship, Shuwa Tei is inspired by the marriage of traditional Japanese aesthetics and contemporary technology.

Unbounded by convention, he is concerned with the relationship between Japan and the rest of the world, and the development and evolution of its design practice over time. In 1995, he founded Intentionallies with two colleagues – today, the company's portfolio spans product design, environmental design, interiors and architecture.

Signature Collection for Stellar Works

New Legacy

DESIGNERS



OeO

Informed by a strong aesthetic and a globe-trotting perspective, OeO is a studio with a holistic approach to brand creation through design. Having honed their sensibility as interiors editors at Wallpaper* magazine, directors Anne-Marie Buemann and Thomas Lykke are risk-takers and brand-builders: their award-winning strategic thinking and focused conceptual approach has helped reinvent and revitalise some of the most respected names in the world of design, lifestyle and hospitality – ranging from Georg Jensen and Copenhagen Airports to Sony, Japan Handmade and Leica Camera Japan.

Signature Collection for Stellar Works

SW

Collaboration Series for Stellar Works

Laval

DESIGNERS



Vintage Collection

At Stellar Works we believe in longevity and the value of original design. It is always a joy to rediscover and reissue forgotten classics, injecting them with new relevance and updating the designs so that they fit beautifully and seamlessly into a contemporary context. Stellar Works Vintage Collections are a revitalisation of some of the most accomplished designs of 20th-century masters **Vilhelm Wohlert** and **Carlo Forcolini**.


Carlo Forcolini

Over the course of a career spanning more than 40 years, Carlo Forcolini has designed more than 100 objects and furniture pieces for some of the most prestigious brands in Italy. Trained by the masters of Italian design, he co-founded the acclaimed design firm Alias in 1979.

Steeped in references to art, literature and cinema, his work is both iconic and functional. Each piece has a story and a raison d'être – embodying an approach to design drawn from a fascination with dreams, mystery and the unknowable. Forcolini is currently the vice-chairman of the Istituto Europeo di Design and lives and works in Milan.

Vintage Collection for Stellar Works
Carlo

DESIGNERS



Vilhelm Wohlert

A prolific architect and designer, Vilhelm Wohlert (1920–2007) trained, and later taught, at the Royal Academy of Fine Arts in Copenhagen. Alongside his work designing and restoring churches and royal castles, he is especially celebrated for the design of the Louisiana Museum of Modern Art in Humbaek, Denmark, to which he and his partner Jørgen Bo devoted more than 30 years.

Wohlert's furniture and lighting have become design icons, thanks to the way they often employ structural elements to create sculptural effects. He was inducted into the Order of the Dannebrog in recognition of his contribution to the Danish design tradition.

Vintage Collection for Stellar Works
Wohlert

The Collection

















































Product Information



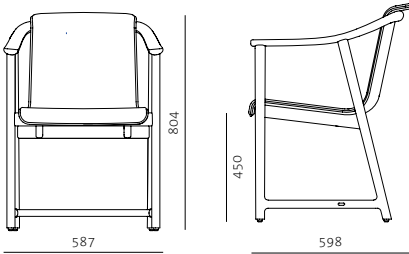
MANDARIN COLLECTION

Mandarin Dining Chair
by NERI&HU



The collection finds inspiration in the harmony and balance between classical forms and mid-century aesthetics. Neri&Hu have translated these into the design of a table and chairs following Asian temple design typologies: the sphere which symbolises the temple of Heaven versus the square form represented by the temple of Earth.

Code	MA-S211
Materials	Solid wood frame, Brass plated stainless steel, Upholstered fibreglass seat
Dimensions	W587 x D598 x H804mm Seating height: 450mm

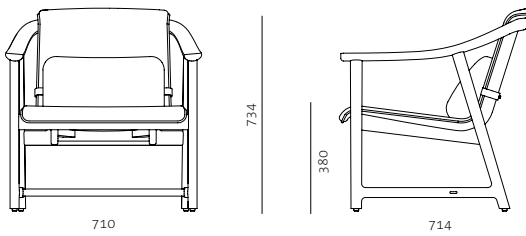


MANDARIN COLLECTION

Mandarin Lounge Chair
by NERI&HU



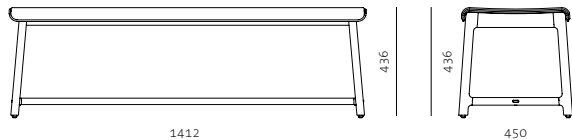
Code MA-S111
Materials Solid wood frame,
Brass plated stainless steel,
Upholstered fibreglass seat
Dimensions W710 x D714 x H734mm
Seating height: 380mm



Mandarin Bench
by NERI&HU



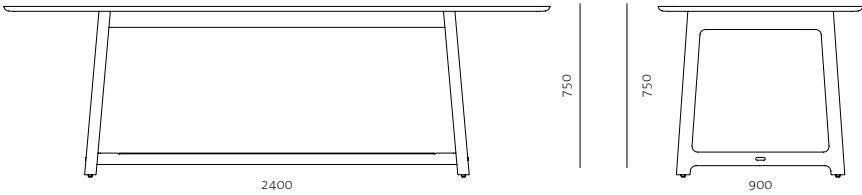
Code MA-S610
Materials Solid wood frame,
Brass plated stainless steel,
Upholstered fibreglass seat
Dimensions W1412 x D450 x H436mm
Seating height: 430mm



Mandarin Dining Table
by NERI&HU



Code MA-T410-2400
Materials Solid wood frame,
Brass plated stainless steel,
Blackened stainless steel
Dimensions W2400 x D900 x H750mm





SLOW COLLECTION

Slow Lounge Chair
by SPACE CPH

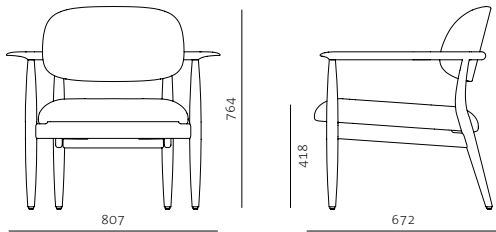


Inspired by the chair they designed for restaurant 108 in Copenhagen, the collection consists of a beautifully crafted range of upholstered wooden furniture that explores the beauty of narrow silhouettes.

All items feature narrow legs that elevate and support, striking a perfect balance between mid-century Danish and classic Japanese design. The collection is a tribute to heritage and craft, embodied in a timeless, flowing design, while remaining modern and comfortable.

The collection stands for quality craftsmanship and materials. Furniture items are crafted from quality walnut and ash and seating features thick leather to maximise comfort. Decoration is kept to a minimum to enhance the sense of detail and shape.

Code SL-S111
Materials Solid wood frame, Upholstery
Dimensions W807 x D672 x H764mm
Seating height: 418mm

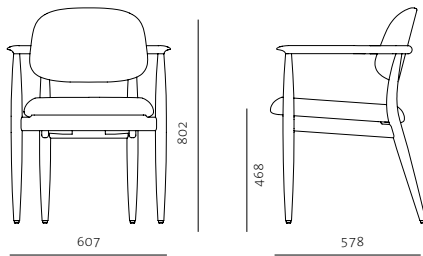


SLOW COLLECTION

Slow Dining Chair
by SPACE CPH



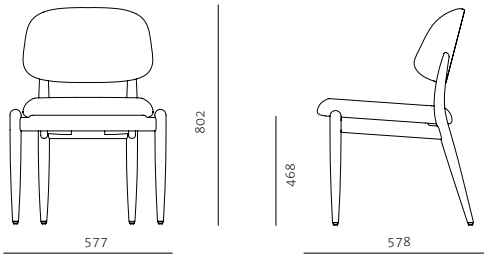
Code SL-S211
Materials Solid wood frame, Upholstery
Dimensions W607 x D578 x H802mm
Seating height: 468mm



Slow Side Chair
by SPACE CPH



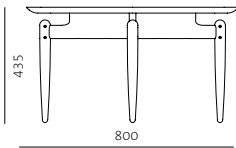
Code SL-S210
Materials Solid wood frame, Upholstery
Dimensions W577 x D578 x H802mm
Seating height: 468mm



Slow Coffee Table C800
by SPACE CPH



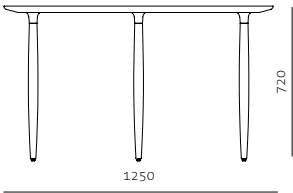
Code SL-T210-800
Materials Solid wood frame, Veneer laminate top
Dimensions C800 x H435mm



Slow Dining Table C1250
by SPACE CPH



Code SL-T410-1250
Materials Solid wood legs, Veneer laminate top, Bronze finished stainless steel
Dimensions C1250 x H720mm





BLINK COLLECTION

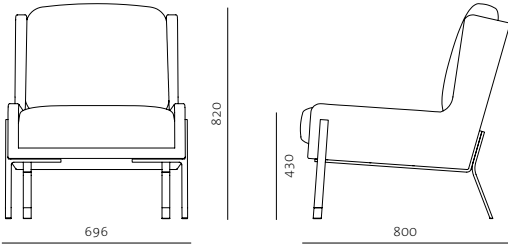
Blink Lounge Chair
by YABU PUSHIELBERG



Compact in profile and scale, this light, playful and sculptural collection lends itself to both residential and commercial applications.

Though Blink has a distinct personality and distilled modernist quality, pieces from this collection can coexist or live independently amongst other styles. The materials have been selected to create considered contrasts from texture to texture and surface to surface.

Code	BL-S410
Materials	Powder coated steel frame, Brass plated stainless steel, Upholstered frame
Dimensions	W696 x D800 x H820mm Seating height: 430mm

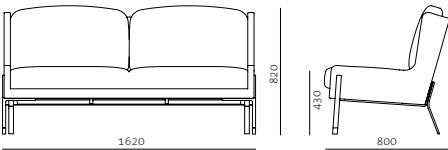


BLINK COLLECTION

Blink Sofa Two Seater
by YABU PUSHELBERG



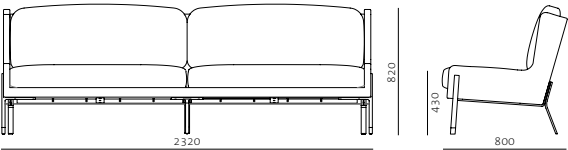
Code BL-S420
Materials Powder coated steel frame,
Brass plated stainless steel,
Upholstered frame
Dimensions W1620 x D800 x H820mm
Seating height: 430mm



Blink Sofa Three Seater
by YABU PUSHELBERG



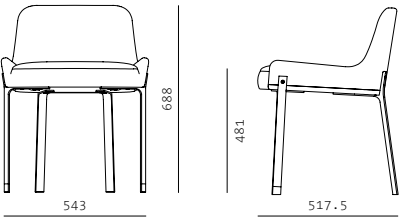
Code BL-S430
Materials Powder coated steel frame,
Brass plated stainless steel,
Upholstered frame
Dimensions W2320 x D800 x H820mm
Seating height: 430mm



Blink Dining Chair
by YABU PUSHELBERG



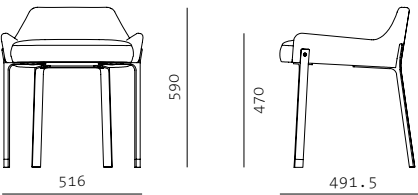
Code BL-S210
Materials Powder coated steel frame,
Brass plated stainless steel,
Upholstered frame
Dimensions W543 x D517.5 x H688mm
Seating height: 481mm



Blink Vanity Stool SH470
by YABU PUSHELBERG



Code BL-S610-470
Materials Powder coated steel frame,
Brass plated stainless steel,
Upholstered frame
Dimensions W516 x D491.5 x H590mm
Seating height: 470mm

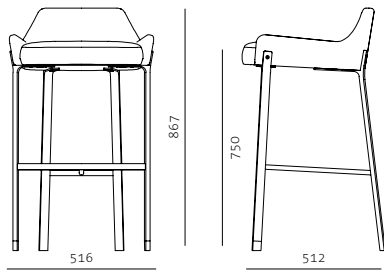


BLINK COLLECTION

Blink Bar Stool SH750
by YABU PUSHELBERG



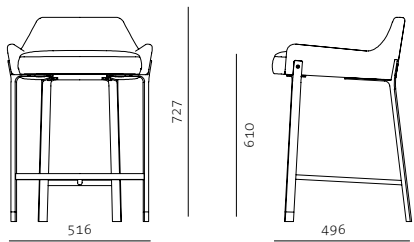
Code BL-S610-750
Materials Powder coated steel frame,
Brass plated stainless steel,
Upholstered frame
Dimensions W516 x D512 x H867mm
Seating height: 750mm



Blink Counter Stool SH610
by YABU PUSHELBERG



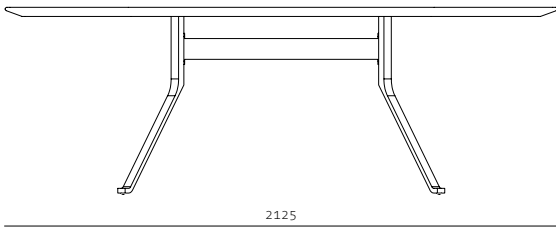
Code BL-S610-610
Materials Powder coated steel frame,
Brass plated stainless steel,
Upholstered frame
Dimensions W516 x D496 x H727mm
Seating height: 610mm



Blink Oval Dining Table W2125 - Stone Top
by YABU PUSHELBERG



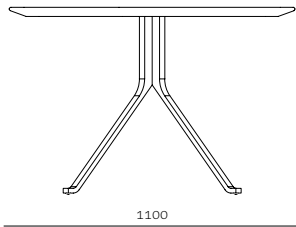
Code BL-T420-2125-ST
Materials Stone top,
Powder coated steel frame
Dimensions W2125 x D1100 x H720mm



Blink Oval Dining Table W2125 - Wood Top
by YABU PUSHELBERG



Code BL-T420-2125-WD
Materials Veneer laminate top,
Powder coated steel frame
Dimensions W2125 x D1100 x H720mm



BLINK COLLECTION

Blink Dining Table S1200 - Stone Top
by YABU PUSHELBERG

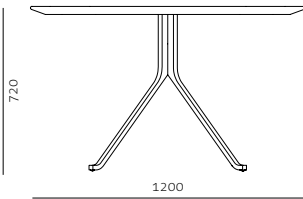


Code BL-T410-1200-ST
Materials Stone top,
Powder coated steel frame
Dimensions W1200 x D1200 x H720mm

Blink Dining Table S1200 - Wood Top
by YABU PUSHELBERG



Code BL-T410-1200-WD
Materials Veneer laminate top,
Powder coated steel frame
Dimensions W1200 x D1200 x H720mm



Blink Oval Coffee Table - Stone Top
by YABU PUSHELBERG

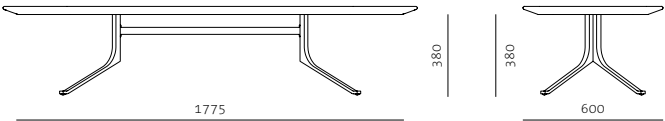


Code BL-T220-ST
Materials Stone top,
Powder coated steel frame
Dimensions W1775 x D600 x H380mm

Blink Oval Coffee Table - Wood Top
by YABU PUSHELBERG



Code BL-T220-WD
Materials Veneer laminate top,
Powder coated steel frame
Dimensions W1775 x D600 x H380mm



BLINK COLLECTION

Blink Coffee Table S1080 - Stone Top
by YABU PUSHELBERG

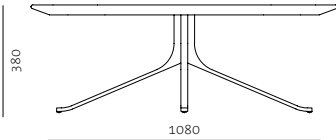


Code BL-T210-1080-ST
Materials Stone top ,
Powder coated steel frame
Dimensions W1080 x D1080 x H380mm

Blink Coffee Table S1080 - Wood Top
by YABU PUSHELBERG



Code BL-T210-1080-WD
Materials Veneer laminate top,
Powder coated steel frame
Dimensions W1080 x D1080 x H380mm



Blink Side Table S600 - Stone Top
by YABU PUSHELBERG

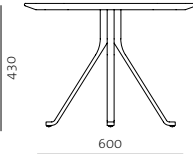


Code BL-T110-600-ST
Materials Stone top,
Powder coated steel frame
Dimensions W600 x D600 x H430mm

Blink Side Table S600 - Wood Top
by YABU PUSHELBERG



Code BL-T110-600-WD
Materials Veneer laminate top,
Powder coated steel frame
Dimensions W600 x D600 x H430mm

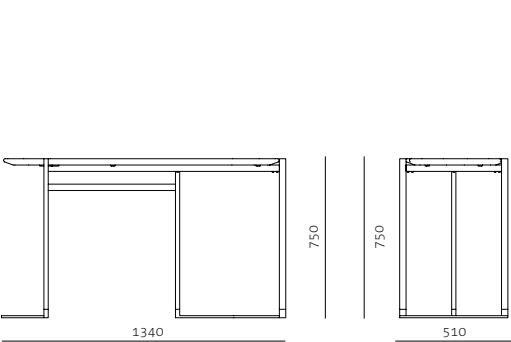


BLINK COLLECTION

Blink Console
by YABU PUSHELBERG



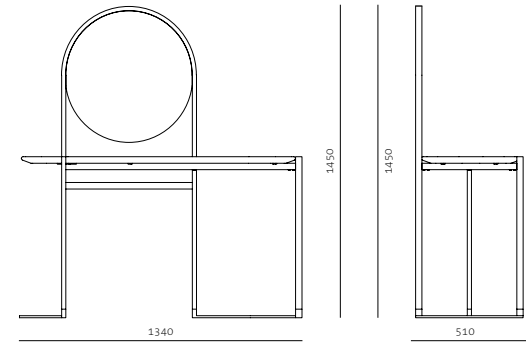
Code BL-T710
Materials Veneer laminate top,
Powder coated steel frame,
Brass plated stainless steel
Dimensions W1340 x D510 x H750mm



Blink Vanity
by YABU PUSHELBERG



Code BL-T720
Materials Veneer laminate top,
Powder coated steel frame,
Brass plated stainless steel, Mirror
Dimensions W1340 x D510 x H1450mm



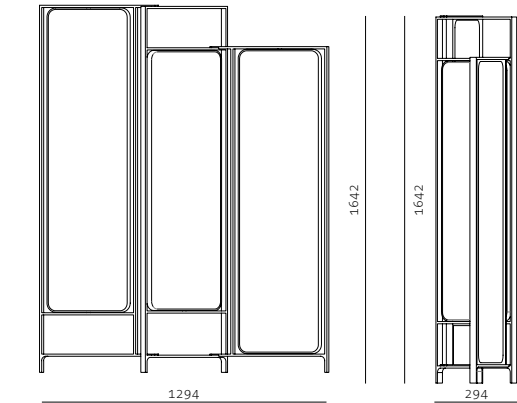
Blink Screen
by YABU PUSHELBERG



Front

Back

Code BL-SC110
Materials Veneer laminate panels,
Mirror,
Powder coated steel frame
Dimensions W1294 x D294 x H1642mm





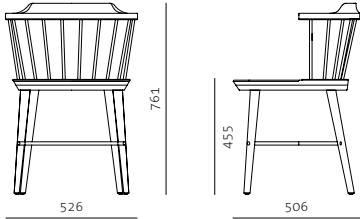
EXCHANGE COLLECTION

Exchange Dining Chair
by CRÈME



The Exchange Chair is an award-winning contemporary wood and steel chair inspired by the traditional Windsor form. By exchanging the conventional wooden spindles and stretcher of the Windsor back with steel, Crème has produced a new chair that feels both contemporary and traditional at once. This exchange suggests the new life and design that can be breathed into used or well-worn objects and furnishings. The new extended Exchange collection is timeless and modern, and includes a dining table, bench and an additional range of chairs.

Code EX-S211
Materials Solid wood frame, Blackened steel
Dimensions W526 x D506 x H761mm
Seating height: 455mm

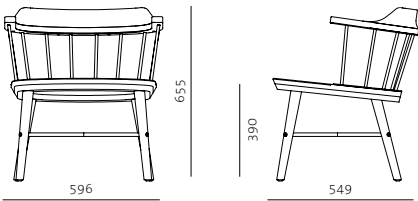


EXCHANGE COLLECTION

Exchange Lounge Chair
by CRÈME



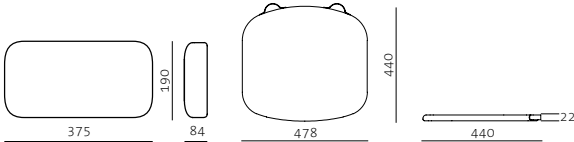
Code EX-S111
Materials Solid wood frame, Blackened steel,
Upholstered cushion
Dimensions W596 x D549 x H655mm
Seating height: 390mm



Exchange Lounge Chair Cushion
by CRÈME



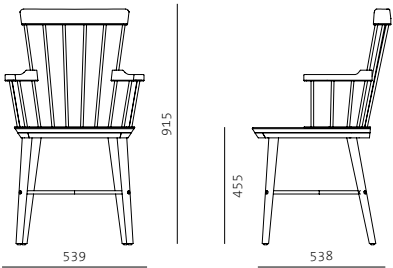
Code EX-S100-A1 (Back)
EX-S100-A2 (Seat)
Materials Upholstery
Dimensions W375 x D84 x H190mm
(Back Cushion)
W478 x D440 x H22mm
(Seat Cushion)



Exchange High Back Chair
by CRÈME



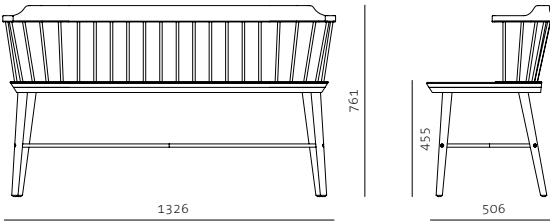
Code EX-S231
Materials Solid wood frame, Blackened steel,
Dimensions W539 x D538 x H915mm
Seating height: 455mm



Exchange Chair Two Seater
by CRÈME



Code EX-S221
Materials Solid wood frame, Blackened steel
Dimensions W1326 x D506 x H761mm
Seating height: 455mm

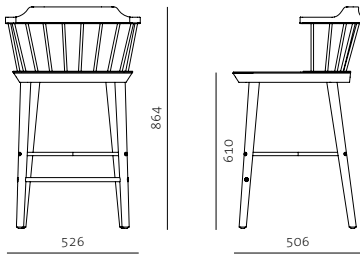


EXCHANGE COLLECTION

Exchange Bar Chair SH610
by CRÈME



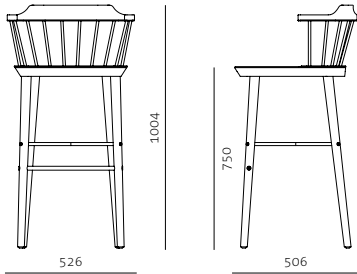
Code EX-S311-610
Materials Solid wood frame, Blackened steel,
Dimensions W526 x D506 x H864mm
Seating height: 610mm



Exchange Bar Chair SH750
by CRÈME



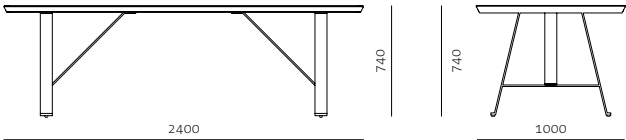
Code EX-S311-750
Materials Solid wood frame, Blackened steel
Dimensions W526 x D506 x H1004mm
Seating height: 750mm



Exchange Dining Table
by CRÈME



Code EX-T410-2400
Materials Veneer laminate top, Blackened steel
Dimensions W2400 x D1000 x H740mm





MING COLLECTION

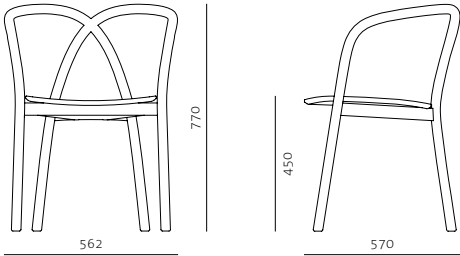
Ming Chair
by NERI&HU



Drawing on the past to inspire the present, Ming revisits the historic decorative arts of China to create a crisp and contemporary furniture style. Chinese design duo Rossana Hu and Lyndon Neri have looked to their Asian heritage, mixing ornamental motifs with modern Western functionality.

The result is a series of intricate wooden stacking chairs and aluminium tables that work effectively as solo pieces as well as a family grouping.

Code MI-S211
Materials Solid ash
Dimensions W562 x D570 x H770mm
Seating height: 450mm

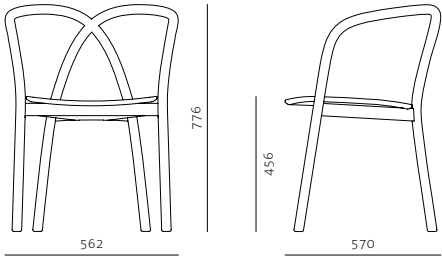


MING COLLECTION

Ming Aluminium Chair
by NERI&HU



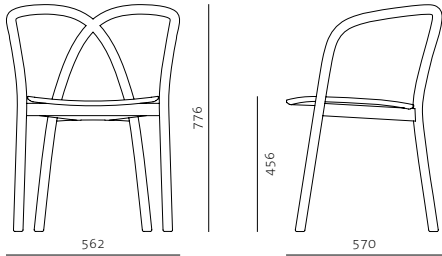
Code MI-S221
Materials Aluminium,
Available in black/grey/white
Dimensions W562 x D570 x H776mm
Seating height: 456mm



Ming Aluminium Chair With Wood Seat
by NERI&HU



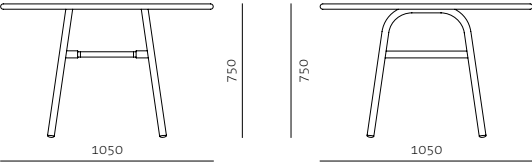
Code MI-S221-WD
Materials Aluminium frame,
Ash Solid wood seat,
Available in black/grey/white
Dimensions W562 x D570 x H776mm
Seating height: 456mm



Ming Aluminium Dining Table
by NERI&HU



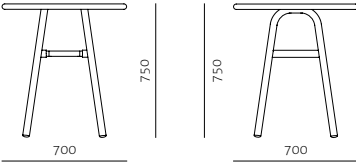
Code MI-T410
Materials Aluminium,
Available in black/grey/white
Dimensions C1050 x H750mm



Ming Aluminium Café Table
by NERI&HU



Code MI-T310
Materials Aluminium,
Available in black/grey/white
Dimensions C700 x H750mm





UTILITY COLLECTION

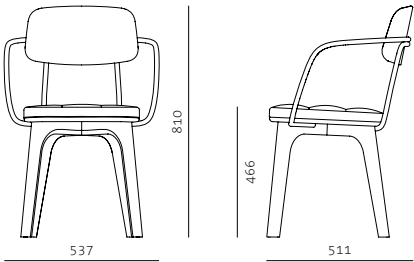
Utility Armchair U
by NERI&HU



This durable seating series combines comfort with practicality and a highly sophisticated take on the enduringly popular industrial aesthetic.

Incorporating a range of lounge chairs, barstools and stools, the Utility collection is (as its name suggests) utilitarian in its references, while also featuring a palette of old-world and luxurious materials. The end result is a set of elegant and versatile pieces that fit seamlessly and gracefully into any environment, from high-end hospitality to residential projects.

Code	UT-S211-UP
Materials	Solid wood legs, Steel / Stainless steel brass finish, Leather upholstery
Dimensions	W537 x D511 x H810mm Seating height: 466mm

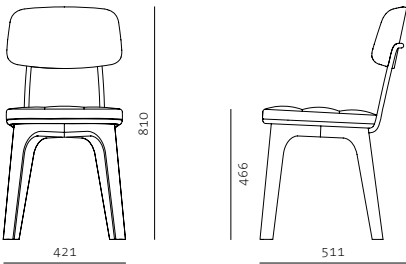


UTILITY COLLECTION

Utility Chair U
by NERI&HU



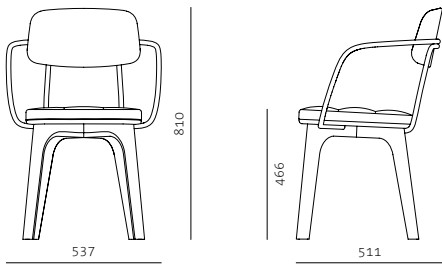
Code UT-S210-UP
Materials Solid wood legs, Steel / Stainless steel brass finish, Leather upholstery
Dimensions W421 x D511 x H810mm
Seating height: 466mm



Utility Armchair V
by NERI&HU



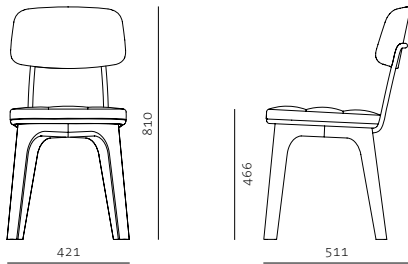
Code UT-S211-WD
Materials Solid wood legs, Steel / Stainless steel brass finish, Leather upholstery, Veneer laminate back
Dimensions W537 x D511 x H810mm
Seating height: 466mm



Utility Chair V
by NERI&HU



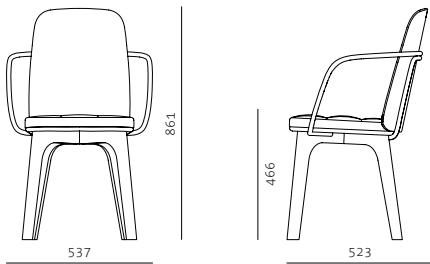
Code UT-S210-WD
Materials Solid wood legs, Steel / Stainless steel brass finish, Leather upholstery, Veneer laminate back
Dimensions W421 x D511 x H810mm
Seating height: 466 mm



Utility Highback Armchair
by NERI&HU



Code UT-S221
Materials Solid wood legs, Steel / Stainless steel brass finish, Leather upholstery
Dimensions W537 x D523 x H861mm
Seating height: 466mm

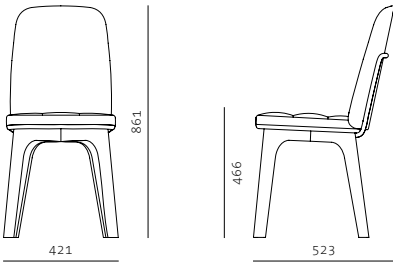


UTILITY COLLECTION

Utility Highback Chair
by NERI&HU



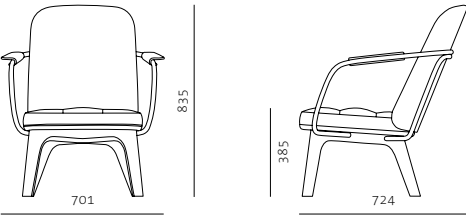
Code UT-S220
Materials Solid wood legs,
Steel/Stainless steel brass finish,
Leather upholstery
Dimensions W421 x D523 x H861mm
Seating height: 466mm



Utility Lounge Chair
by NERI&HU



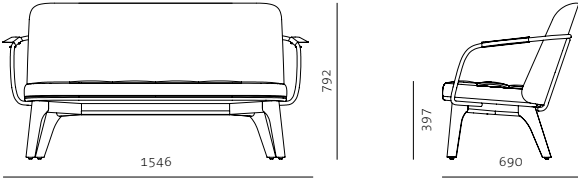
Code UT-S111
Materials Solid wood legs,
Steel/Stainless steel brass finish,
Leather upholstery
Dimensions W701 x D724 x H835mm
Seating height: 385mm



Utility Lounge Chair Two Seater
by NERI&HU



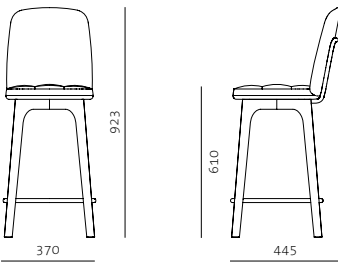
Code UT-S121
Materials Solid wood legs,
Steel/Stainless steel brass finish,
Leather upholstery
Dimensions W1546 x D690 x H792mm
Seating height: 397mm



Utility High Chair SH610
by NERI&HU



Code UT-S310-610
Materials Solid wood legs,
Steel/Stainless steel brass finish,
Leather upholstery
Dimensions W370 x D445 x H923mm
Seating height: 610mm

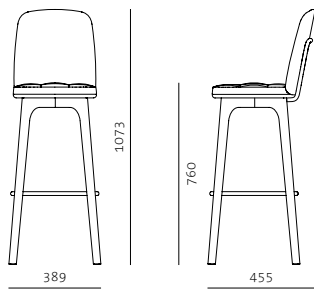


UTILITY COLLECTION

Utility High Chair SH760
by NERI&HU



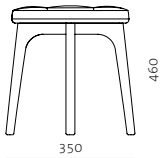
Code UT-S310-760
Materials Solid wood legs,
Steel/Stainless steel brass finish,
Leather upholstery
Dimensions W389 x D455 x H1073mm
Seating height: 760mm



Utility Stool H460
by NERI&HU



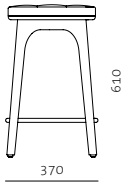
Code UT-S610-460
Materials Solid wood legs, Leather upholstery
Dimensions W350 x D350 x H460mm
Seating height: 460mm



Utility Stool H610
by NERI&HU



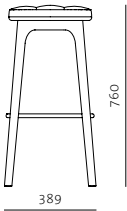
Code UT-S610-610
Materials Solid wood legs,
Steel/Stainless steel brass finish,
Leather upholstery
Dimensions W370 x D370 x H610mm
Seating height: 610mm



Utility Stool H760
by NERI&HU



Code UT-S610-760
Materials Solid wood legs,
Steel/Stainless steel brass finish,
Leather upholstery
Dimensions W389 x D389 x H760mm
Seating height: 760mm



UTILITY COLLECTION

Utility Sofa Set
by NERI&HU



Utility Sofa Three Sides
Utility Sofa Two Sides
Utility Sofa One Side
Utility Ottoman
Utility Sofa Accessories

Utility Sofa Three Sides
by NERI&HU

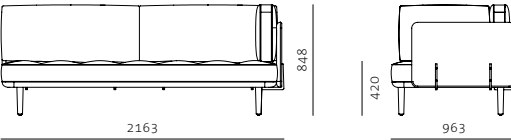
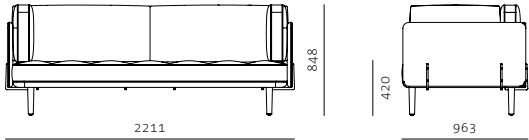


Utility Sofa Two Sides
by NERI&HU



Code UT-S411
Materials Solid wood base, Stainless steel brass finish brackets, Leather upholstery
Dimensions W2211 x D963 x H848mm
Seating height: 420mm

Code UT-S421
Materials Solid wood base, Stainless steel brass finish brackets, Leather upholstery
Dimensions W2163 x D963 x H848mm
Seating height: 420mm

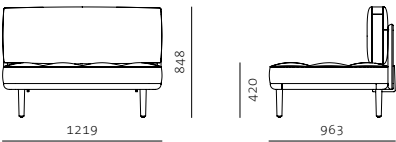


UTILITY COLLECTION

Utility Sofa One Side
by NERI&HU



Code UT-S430
Materials Solid wood base, Stainless steel brass finish brackets, Leather upholstery
Dimensions W1219 x D963 x H848mm
Seating height: 420mm



Utility Ottoman
by NERI&HU



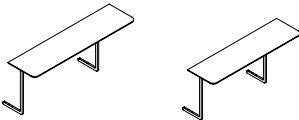
Code UT-S510
Materials Solid wood base, Leather upholstery
Dimensions W1219 x D915 x H420mm
Seating height: 420mm



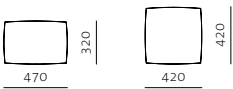
Utility Sofa Accessories
by NERI&HU



Table Extension
Code UT-S400-A1 (Back)
UT-S400-A2 (Side)
Materials Stainless steel brass finish, Veneer laminate table
Dimensions W910 x D240 x H458mm (Table for Back)
W800 x D240 x H458mm (Table for Side)



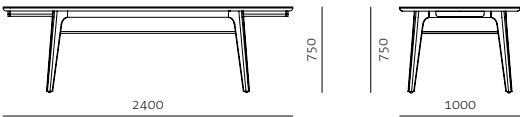
Cushion
Code UT-S400-A3 (Large)
UT-S400-A4 (Small)
Materials Leather with down filling
Dimensions W470 x H320mm (Large Cushion)
W420 x H420mm (Small Cushion)



Utility Dining Table
by NERI&HU



Code UT-T410-1800
UT-T410-2100
UT-T410-2400
Materials Solid wood legs, Veneer laminate top, Stainless steel brass finish
Dimensions W1800 x D900 x H750mm
W2100 x D900 x H750mm
W2400 x D1000 x H750mm

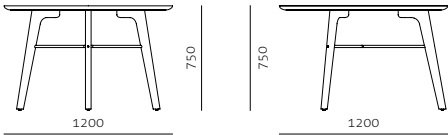


UTILITY COLLECTION

Utility Dining Table C1200
by NERI&HU



Code UT-T420-1200
Materials Solid wood legs, Veneer laminate top, Stainless steel brass finish
Dimensions C1200 x H750mm



Utility Coffee Table
by NERI&HU



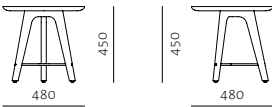
Code UT-T200-800
Materials Solid wood legs, Veneer laminate top, Stainless steel brass finish
Dimensions C800 x H390mm



Utility Side Table
by NERI&HU



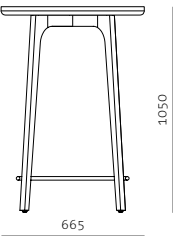
Code UT-T110-480
Materials Solid wood legs, Veneer laminate top, Stainless steel brass finish
Dimensions C480 x H450mm



Utility Café Table
by NERI&HU



Code UT-T310-1050
UT-T310-900
Materials Solid wood legs, Veneer laminate top, Stainless steel brass finish
Dimensions W641 x D641 x H900mm (C630)
W665 x D665 x H1050mm (C630)

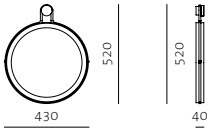


UTILITY COLLECTION

Utility Round Mirror Small
by NERI&HU



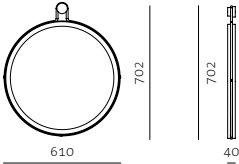
Code UT-M110-S
Materials Solid wood frame, Stainless steel brass finish
Dimensions W430 x D40 x H520mm



Utility Round Mirror Large
by NERI&HU



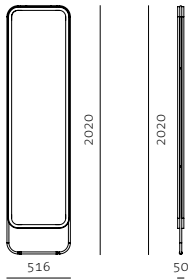
Code UT-M110-L
Materials Solid wood frame, Stainless steel brass finish
Dimensions W610 x D40 x H702mm



Utility Long Mirror Small
by NERI&HU



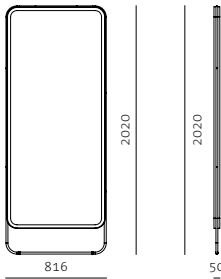
Code UT-M120-S
Materials Solid wood frame, Stainless steel brass finish
Dimensions W516 x D50 x H2020mm



Utility Long Mirror Large
by NERI&HU



Code UT-M120-L
Materials Solid wood frame, Stainless steel brass finish
Dimensions W816 x D50 x H2020mm





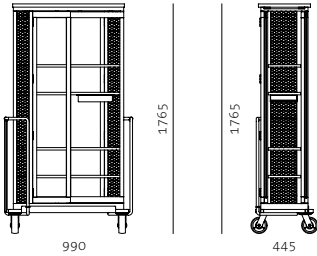
CABINET OF CURIOSITY

Cabinet of Curiosity
by NERI&HU



‘secrets &..’ by Neri&Hu is the first edition of A Cabinet of Curiosity, an ongoing series to be launched in subsequent years, slowly peeling away the hidden to finally satisfy the curiosity in all of us. The wooden cabinet with glass doors rests on a metal trolley inspired by scenes from a ceramic factory, before the cart enters the fiery furnace. The furnace represents trials and tribulations we all encounter in life, from which we offer up sweat and tears, pain and pleasure. Yet it is through the burning of these sins and secrets that we walk out white as snow. Secrets revealed. Or secrets concealed. That is up to us.

Code	COC-C100
Materials	Solid walnut frame, Veneer laminate panels, Brass plated stainless steel, Powder coated steel, Tempered glass
Dimensions	W990 x D445 x H1765mm

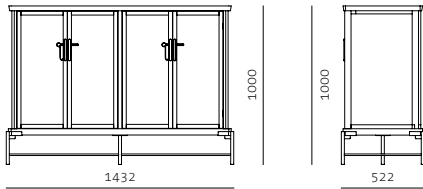


DOWRY COLLECTION

Dowry Cabinet I
by NERI&HU



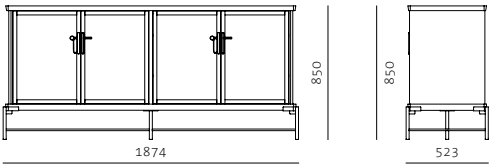
Code DO-C110
Materials Solid wood with veneer panels, Stainless steel brass finish, Tempered glass
Dimensions W1432 x D522 x H1000mm



Dowry Cabinet II
by NERI&HU



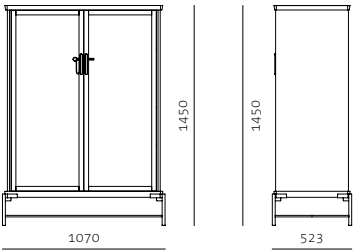
Code DO-C120
Materials Solid wood with veneer panels, Stainless steel brass finish, Tempered glass
Dimensions W1874 x D523 x H850mm



Dowry Cabinet III
by NERI&HU



Code DO-C130
Materials Solid wood with veneer panels, Stainless steel brass finish, Tempered glass
Dimensions W1070 x D523 x H1450mm



Neri&Hu’s modern, clean-lined collection of cabinets is rooted in the tradition of the dowry, drawn from both Chinese culture and that of many others worldwide. Passed from one generation to the next at the moment of marriage, the dowry object is imbued with sentiment and history, embodying the potent nostalgia and symbolic value of a family heirloom.

Crafted to include traditional detailing and joinery techniques, the wide metal base and wooden body of the cabinets and drawers can be customised in a wide variety of materials and finishes. This allows the collection to be tailor-made to suit any setting, or personalised so that any family can create their own heirloom furniture, to pass on through the generations to come.



LUNAR COLLECTION

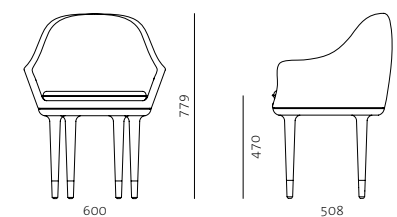
Lunar Dining Chair Small by SPACE CPH



In the Lunar Collection, contemporary Nordic simplicity meets ancient Chinese legend. It takes its inspiration from Chang'e, the goddess of the moon, said to arise in the West and reside in her lunar palace 'Guanghan', which means 'wild coldness'.

The collection is at once fresh, cool and comfortingly timeless. Like its celestial namesake, it is infused with the energy of Yin, the female principle in Yin and Yang.

Code	LN-S211-S
Materials	Solid wood legs, Upholstered moulded foam frame, Brass plated stainless steel
Dimensions	W600 x D508 x H779mm Seating height: 470mm

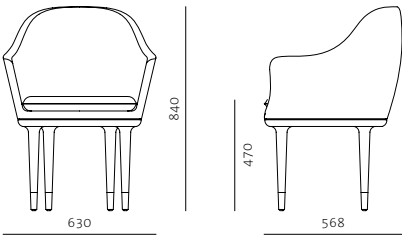


LUNAR COLLECTION

Lunar Dining Chair Large
by SPACE CPH



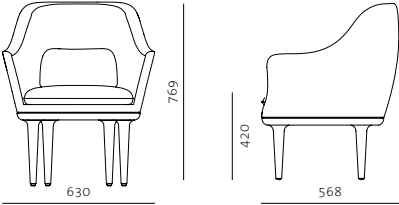
Code LN-S211-L
Materials Solid wood legs, Upholstered moulded foam frame, Brass plated stainless steel
Dimensions W630 x D568 x H840mm
Seating height: 470mm



Lunar Lounge Chair Small
by SPACE CPH



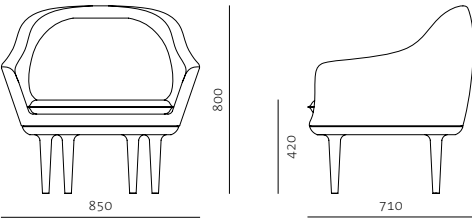
Code LN-S111-S
Materials Solid wood legs, Upholstered moulded foam frame
Dimensions W630 x D568 x H769mm
Seating height: 420mm



Lunar Lounge Chair Large
by SPACE CPH



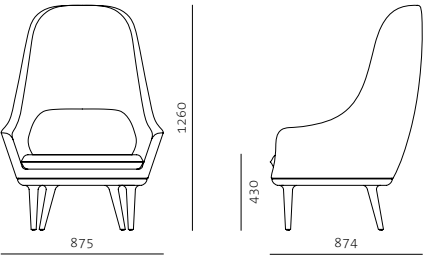
Code LN-S111-L
Materials Solid wood legs, Upholstered moulded foam frame
Dimensions W850 x D710 x H800mm
Seating height: 420mm



Lunar Highback Chair
by SPACE CPH



Code LN-S121
Materials Solid wood legs, Upholstered moulded foam frame
Dimensions W875 x D874 x H1260mm
Seating height: 430mm

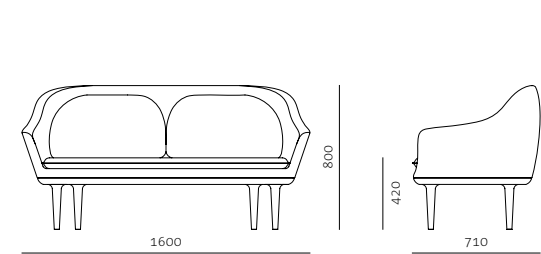


LUNAR COLLECTION

Lunar Sofa
by SPACE CPH



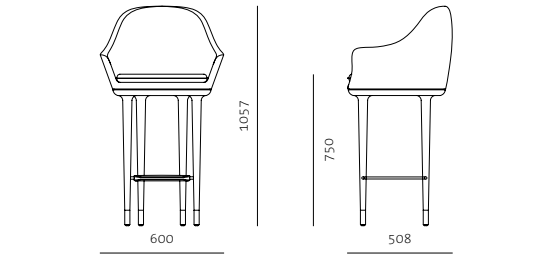
Code LN-S411
Materials Solid wood legs, Upholstered moulded foam frame
Dimensions W1600 x D710 x H800mm
Seating height: 420mm



Lunar Bar Chair SH750
by SPACE CPH



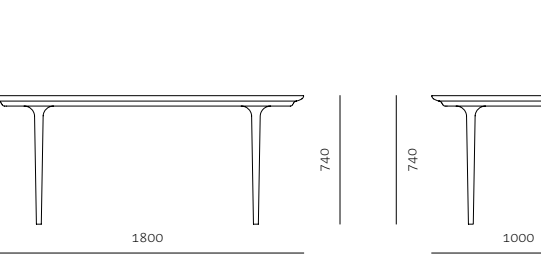
Code LN-S311
Materials Solid wood legs, Upholstered moulded foam frame, Brass plated stainless steel
Dimensions W600 x D508 x H1057mm
Seating height: 750mm



Lunar Dining Table
by SPACE CPH



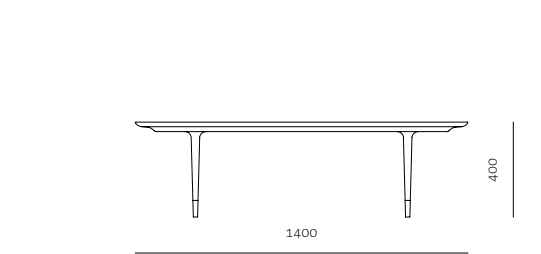
Code LN-T410-1600
LN-T410-1800
LN-T410-2100
LN-T410-2400
Materials Solid wood legs, Veneer laminate top
Dimensions W1600 x D900 x H740mm
W1800 x D1000 x H740mm
W2100 x D1100 x H740mm
W2400 x D1100 x H740mm



Lunar Coffee Table
by SPACE CPH



Code LN-T220-800
LN-T220-1000
LN-T220-1400
Materials Solid wood legs, Veneer laminate top, Brass plated stainless steel
Dimensions W800 x D800 x H400mm
W1000 x D1000 x H400mm
W1400 x D1400 x H400mm

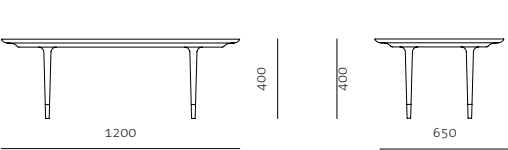


LUNAR COLLECTION

Lunar Coffee Table W1200
by SPACE CPH



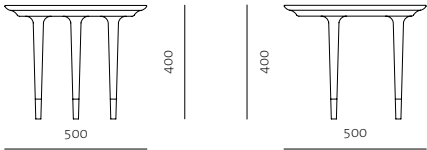
Code LN-T210-1200
Materials Solid wood legs, Veneer laminate top, Brass plated stainless steel
Dimensions W1200 x D650 x H400mm



Lunar Side Table
by SPACE CPH



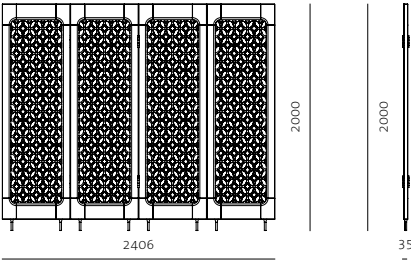
Code LN-T110-500
Materials Solid wood legs, Veneer laminate top, Brass plated stainless steel
Dimensions C500 x H400mm



Lunar Screen
by SPACE CPH



Code LN-SC110
Materials Solid wood frame, MDF, Brass plated stainless steel
Dimensions W2406 x D35 x H2000mm





RÉN COLLECTION

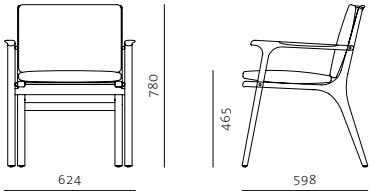
Rén Dining Armchair
by SPACE CPH



Rén was born of the desire to create a series of pieces in the Danish Modern tradition – high quality, thoughtfully crafted design that balances function with form and is accessible to all.

Made from stained ash, Rén’s tables and chairs take this distinctly Nordic philosophy and incorporate craft techniques and aesthetic detail from the design traditions of Japan and China, resulting in a collection that, although inspired by a particular place and time, is both international and ageless in its scope.

Code	RN-S211
Materials	Solid wood legs, Veneer laminate frame, Upholstered cushion, Down filling
Dimensions	W624 x D598 x H780mm Seating height: 465mm

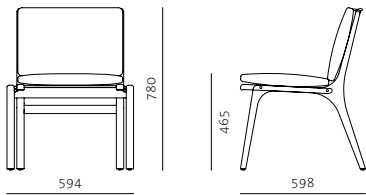


RÉN COLLECTION

Rén Dining Chair
by SPACE CPH



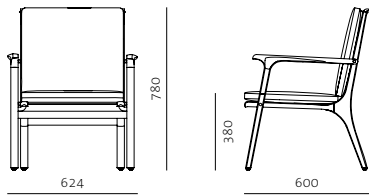
Code RN-S210
Materials Solid wood legs, Veneer laminate frame, Upholstered cushion, Down filling
Dimensions W594 x D598 x H780mm
Seating height: 465mm



Rén Lounge Chair Small
by SPACE CPH



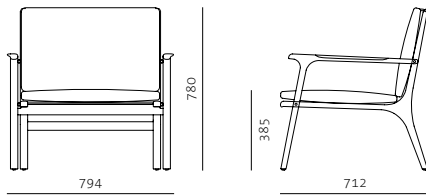
Code RN-S111-S
Materials Solid wood legs, Veneer laminate frame, Upholstered cushion, Down filling
Dimensions W624 x D600 x H780mm
Seating height: 380mm



Rén Lounge Chair Large
by SPACE CPH



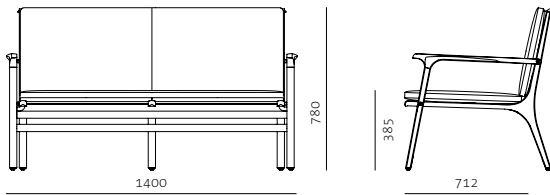
Code RN-S111-L
Materials Solid wood legs, Veneer laminate frame, Upholstered cushion, Down filling
Dimensions W794 x D712 x H780mm
Seating height: 385mm



Rén Lounge Chair Two Seater
by SPACE CPH



Code RN-S121
Materials Solid wood legs, Veneer laminate frame, Upholstered cushion, Down filling
Dimensions W1400 x D712 x H780mm
Seating height: 385mm

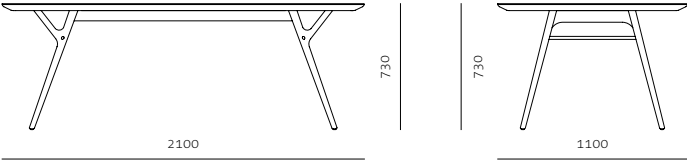


RÉN COLLECTION

Rén Dining Table
by SPACE CPH



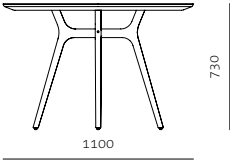
Code RN-T411-1800
RN-T411-2100
RN-T411-2600
Materials Solid wood legs, Veneer laminate top, Brass plated stainless steel
Dimensions W1800 x D1000 x H730mm
W2100 x D1100 x H730mm
W2600 x D1100 x H730mm



Rén Dining Table C1100
by SPACE CPH



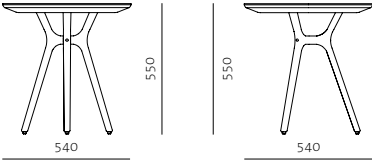
Code RN-T420-1100
Materials Solid wood legs, Veneer laminate top, Brass plated stainless steel
Dimensions C1100 x H730mm



Rén Coffee Table
by SPACE CPH



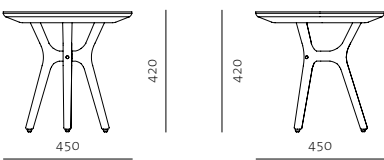
Code RN-T210-540
Materials Solid wood legs, Veneer laminate top, Brass plated stainless steel
Dimensions C540 x H550mm



Rén Side Table
by SPACE CPH



Code RN-T110-450
Materials Solid wood legs, Veneer laminate top, Brass plated stainless steel
Dimensions C450 x H420mm

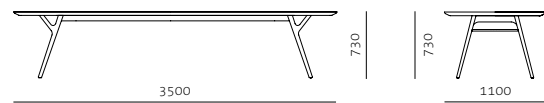


RÉN COLLECTION

Rén Conference Table W3500
by SPACE CPH



Code RN-T610-3500
Materials Solid wood legs, Veneer laminate top, Brass plated stainless steel
Dimensions W3500 x D1100 x H730mm





QT / CHILLAX COLLECTION

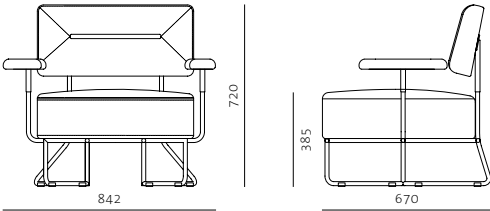
QT Chair with Cupholder
by NIC GRAHAM



Initially developed for Australia’s pioneering QT Hotels brand, the QT collection is Nic Graham’s modern-day tribute to the mid-century movement. Drawing out retro details with a light touch, while allowing natural materials and traditional craftsmanship to take centre stage, the range communicates quality without compromising its casual appeal.

The QT collection and its slender, contoured counterpart Chillax make warm and welcoming additions to any contemporary interior, embodying the laidback, relaxed spirit of modern Australian life, with a wink to the pragmatism of mid-century Scandinavian design.

Code	QT-S111
Materials	Powder coated steel frame, Solid wood arm rest
Dimensions	W842 x D670 x H720mm Seating height: 385mm

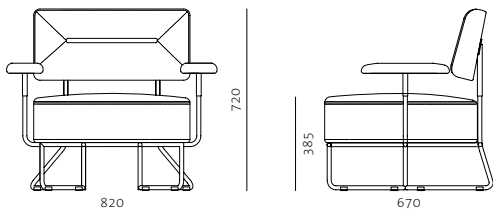


QT / CHILLAX COLLECTION

QT Chair
by NIC GRAHAM



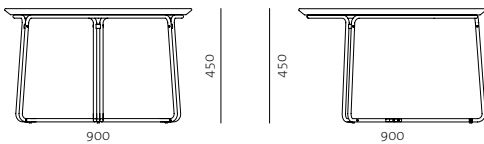
Code QT-S121
Materials Powder coated steel frame,
Solid wood arm rest
Dimensions W820 x D670 x H720mm
Seating height: 385mm



QT Coffee Table
by NIC GRAHAM



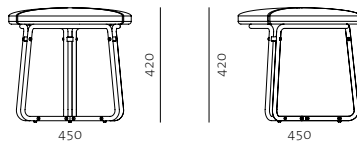
Code QT-T210-450
QT-T210-600
QT-T210-900
QT-T210-1200
QT-T210-1500
Materials Solid wood or ash top, Powder
coated steel base, Brass plated
stainless steel connectors
Dimensions C450 x H450mm
C600 x H450mm
C900 x H450mm
C1200 x H450mm
C1500 x H450mm



Chillax Stool
by NIC GRAHAM



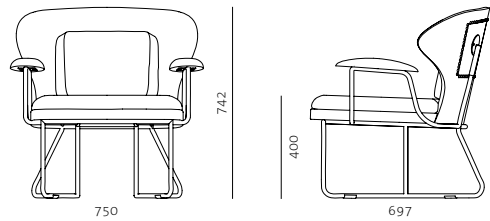
Code CH-S610
Materials Upholstered seat, Powder
coated steel base, Brass plated
stainless steel connectors
Dimensions C450 x H420mm
Seating height: 420mm



Chillax Lounge Chair
by NIC GRAHAM



Code CH-S131
Materials Powder coated steel frame,
Solid wood arm rest
Dimensions W750 x D697 x H742mm
Seating height: 400mm

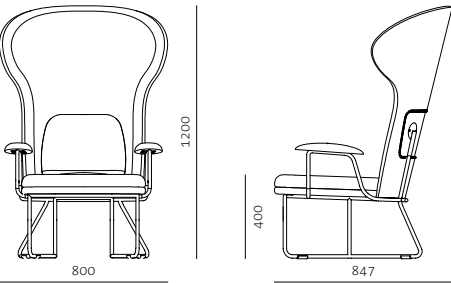


QT / CHILLAX COLLECTION

Chillax Highback Chair
by NIC GRAHAM



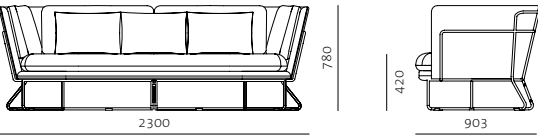
Code CH-S141
Materials Powder coated steel frame,
Solid wood arm rest
Dimensions W800 x D847 x H1200mm
Seating height: 400mm



Chillax Sofa
by NIC GRAHAM



Code CH-S411
Materials Powder coated steel frame, Brass
plated stainless steel connectors
Dimensions W2300 x D903 x H780mm
Seating height: 420mm





NEW LEGACY COLLECTION

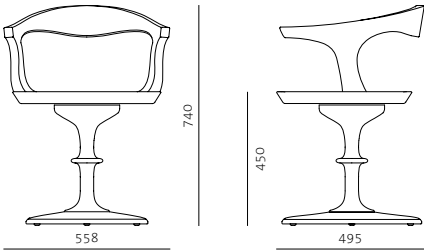
New Legacy Donna Chair
by SHUWA TEI



Shuwa Tei's collection of wooden furniture is a boundary-crossing series of wooden chairs and tables that combines traditional craft practice and modern production techniques to create a high-impact hybrid of Western and Asian furniture styles.

Each of Tei's works – the innovative reinterpretations of recognisable forms, such as the Donna and Fly Lounge chairs – represents a fusion of design ideas, reaching across different times and places to make something unmistakably of the present but respectful of the past.

Code NL-S211
Materials Solid Sapelli
Dimensions W558 x D495 x H740mm
Seating height: 450mm

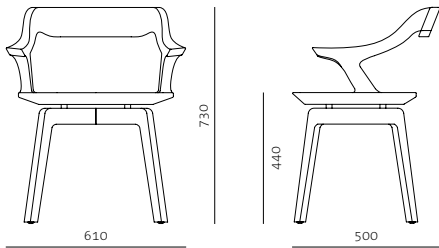


NEW LEGACY COLLECTION

New Legacy Vito Chair
by SHUWA TEI



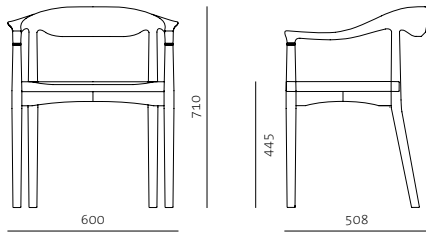
Code NL-S221
Materials Solid Sapelli
Dimensions W610 x D500 x H730mm
Seating height: 440mm



New Legacy Sofia Chair
by SHUWA TEI



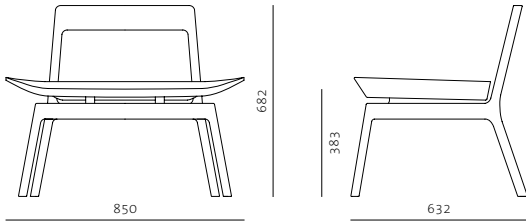
Code NL-S231
Materials Solid Sapelli, Stainless steel
Dimensions W600 x D508 x H710mm
Seating height: 445mm



New Legacy Fly Lounge Chair
by SHUWA TEI



Code NL-S110
Materials Solid Sapelli
Dimensions W850 x D632 x H682mm
Seating height: 383mm





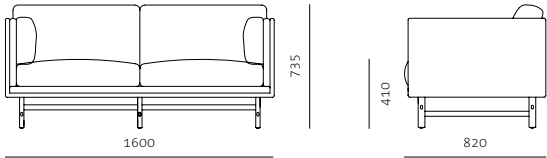
SW COLLECTION

SW Sofa Two Seater
by OeO



OeO’s SW furniture series draws on the simple, functional forms championed by the early 20th-century Bauhaus movement to develop a collection of seating that is comfortable, elegant and contemporary. Created using solid walnut or ash, and upholstered in leather or fabric, the SW collection has been designed to bring clean-lined refinement to both homes and hospitality settings, demonstrating a purity of style through detail-focused craftsmanship, a soft, warming colour palette and high-quality materials.

Code	SW-S411
Materials	Solid wood base, Leather upholstery
Dimensions	W1600 x D820 x H735mm Seating height: 410mm

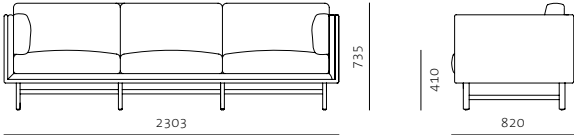


SW COLLECTION

SW Sofa Three Seater
by OEO



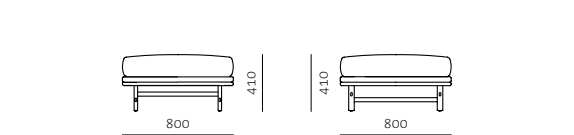
Code SW-S421
Materials Solid wood base, Leather upholstery
Dimensions W2303 x D820 x H735mm
Seating height: 410mm



SW Puff Unit
by OEO



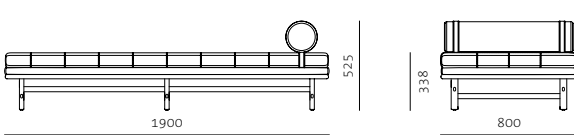
Code SW-S510
Materials Solid wood base, Leather upholstery
Dimensions W800 x D800 x H410mm
Seating height: 410mm



SW Daybed
by OEO



Code SW-B110
Materials Solid wood base, Leather upholstery, Leather straps
Dimensions W1900 x D800 x H525mm
Seating height: 338mm





CARLO COLLECTION

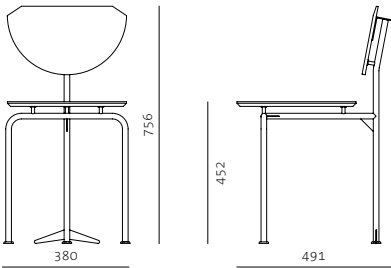
Alien (1980)
by CARLO FORCOLINI



Stellar Works’ Carlo collection gathers together some of the greatest and most influential designs of a 20th-century Italian master: Carlo Forcolini. His bold, playful and unstintingly imaginative approach resulted in a succession of attention-grabbing chairs and stools that make use of strong geometric shapes and colours – together with a touch of humour.

Alongside influential 1980s seating such as the Cotton Club and ‘smiling’ Alien chairs, the Carlo collection includes Forcolini’s self-supporting bookcase Ran Library, inspired by temple doors in China and Japan.

Code	CF-S210
Materials	Powder coated steel frame, MDF seat and back
Dimensions	W380 x D491 x H756mm Seating height: 452mm

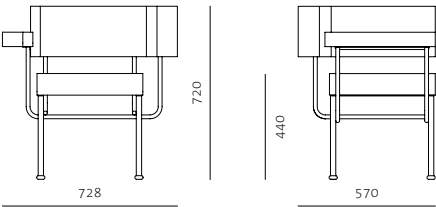


CARLO COLLECTION

Cotton Club Lounge Chair (1988)
by CARLO FORCOLINI



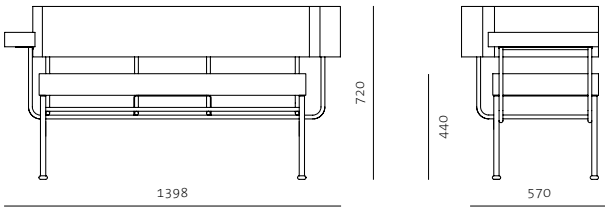
Code CF-S111
Materials Powder coated steel frame,
Leather upholstery
Dimensions W728 x D570 x H720mm
Seating height: 440mm



Cotton Club Lounge Chair Two Seater (1988)
by CARLO FORCOLINI



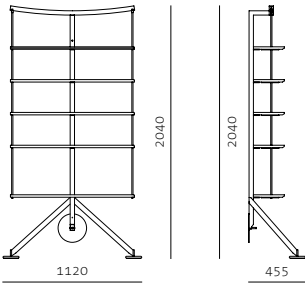
Code CF-S221
Materials Powder coated steel frame,
Leather upholstery
Dimensions W1398 x D570 x H720mm
Seating height: 440mm



Ran Library (1982)
by CARLO FORCOLINI



Code CF-SF110
Materials Powder coated steel frame,
Veneer laminate shelf
Dimensions W1120 x D455 x H2040mm





WOHLERT COLLECTION

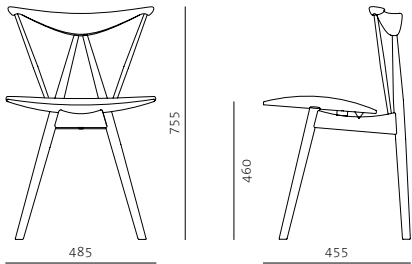
Piano Chair Soft (1955)
by VILHELM WOHLERT



Vilhelm Wohlert’s pared-down mid-century pieces have become iconic works in the design evolution of furniture for public spaces. Stellar Works’ Wohlert collection comprises some of his most celebrated designs of the 1950s, revitalised for the modern day. Each piece showcases the Danish designer’s less-is-more ethos and talent for turning the structural into the sculptural.

The collection includes the timeless Piano and Louisiana Chairs – designed to complement Wohlert’s architectural work on the Louisiana Museum of Modern Art in Humlebæk, Denmark: simple, stackable, balanced and beautifully unadorned. His Triangle Chair, also found in the museum, was specifically created to provide visitors with a comfortable place to pause, sit back and soak up the scenery – just as it does today.

Code	VW-S210-UP
Materials	Solid wood frame, Upholstered seat
Dimensions	W485 x D455 x H755mm Seating height: 460mm

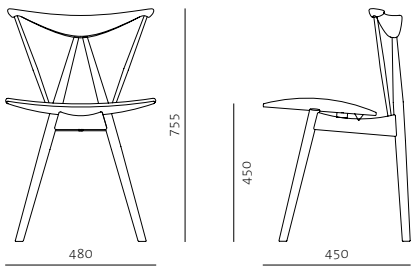


WOHLERT COLLECTION

Piano Chair (1955)
by VILHELM WOHLERT



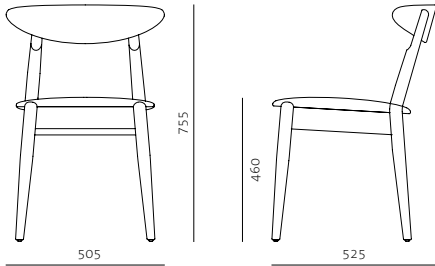
Code VW-S210-WD
Materials Solid wood frame, Veneer
Laminate seat
Dimensions W480 x D450 x H755mm
Seating height: 450mm



Louisiana Chair (1958)
by VILHELM WOHLERT



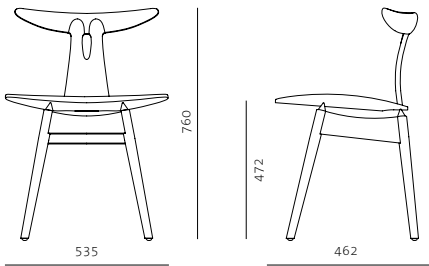
Code VW-S220
Materials Solid wood frame, Veneer
Laminate back, Upholstered seat
Dimensions W505 x D525 x H755mm
Seating height: 460mm



Antler Chair Soft (1955)
by VILHELM WOHLERT



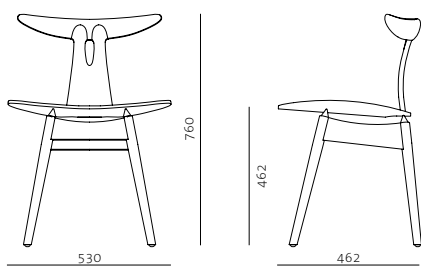
Code VW-S230-UP
Materials Solid wood frame, Upholstered seat
Dimensions W535 x D462 x H760mm
Seating height: 472mm



Antler Chair (1955)
by VILHELM WOHLERT



Code VW-S230-WD
Materials Solid wood frame, Veneer
Laminate seat
Dimensions W530 x D462 x H760mm
Seating height: 462mm

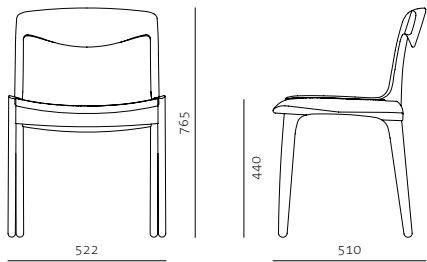


WOHLERT COLLECTION

Church Chair (1956)
by VILHELM WOHLERT



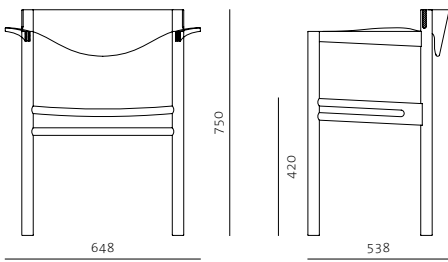
Code VW-S240
Materials Solid wood frame, Paper cord seat
Dimensions W522 x D510 x H765mm
Seating height: 440mm



Weave Chair (1956)
by VILHELM WOHLERT



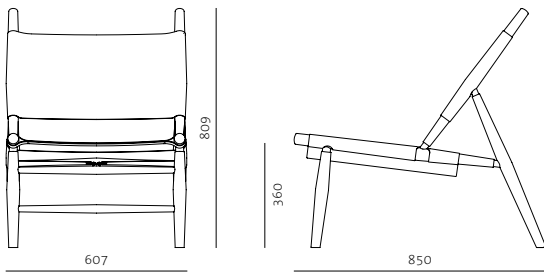
Code VW-S250
Materials Solid wood frame, Paper cord seat
Dimensions W648 x D538 x H750mm
Seating height: 420mm



Triangle Chair (1952)
by VILHELM WOHLERT



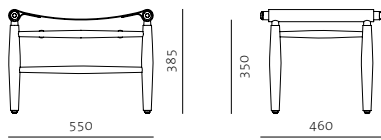
Code VW-S110
Materials Solid wood frame, Saddle leather
Dimensions W607 x D850 x H809mm
Seating height: 360mm



Triangle Ottoman
by VILHELM WOHLERT



Code VW-S510
Materials Solid wood frame, Saddle leather
Dimensions W550 x D460 x H385mm
Seating height: 350mm

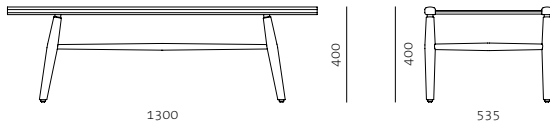


WOHLERT COLLECTION

Wohlert Long Bench
by VILHELM WOHLERT



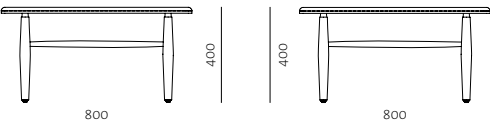
Code VW-S610
Materials Solid wood
Dimensions W1300 x D535 x H400mm
Seating height: 400mm



Wohlert Coffee Table
by VILHELM WOHLERT



Code VW-T210
Materials Solid wood base, Veneer laminate top
Dimensions W800 x D800 x H400mm

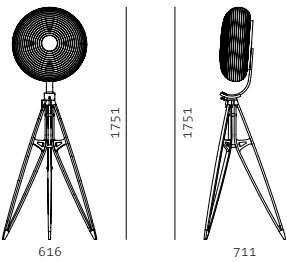


KYOTO LAMP

Kyoto Floor Lamp
by OEO



Code KY-L110
Materials Solid wood base, Washi paper
Dimensions W616 x D711 x H1751mm



This series of floor lamps in solid walnut or ash is a tribute to both the historic woodcraft of Kyoto and the early years of Japanese aviation. The lamps’ structure invokes the intricacy of Japanese toy aeroplanes – in particular the Yoshida Hishou, an A-shaped plane fitted with two reverse propellers that successfully crossed Tokyo’s Sumida River in a 1911 model-aircraft contest.

The shade is created using Japan’s Unesco-listed washi paper, by the craftspeople of Kyoto, traditional makers of Japan’s distinctive wagasa (umbrellas made with washi and bamboo). Emitting a gentle, warm-toned light and creating a soft shadow play, the Kyoto Lamp enhances interiors through both its form and effect.



ARITA COLLECTION

Arita Vessels
by NERI&HU



In 1616, porcelain stones were discovered at Izumayama mountain, which gave birth to Japan's very first porcelain. In the Edo era, many tableware artifacts belonging to Japanese feudal lords were made from Arita porcelain, manufactured in the northern part of Kyushu Island. After a research trip to Japan, Neri&Hu were inspired to reinterpret this historic manufacturing technique by using it in the production of the Arita collection for Stellar Works. The result is a contemporary dining collection with a 400 year old story behind it.

The ceramic set of seven bowls and plates started as a project ensemble under A Cabinet of Curiosity of seven objects to be displayed in the glass cabinet that carries emblems of seven animals which relate to the "seven sins", namely pride, greed, lust, envy, gluttony, wrath and sloth.

Each ceramic piece is a different size with varying heights and volumes, blurring the typology of bowls and plates to respond to the contemporary lifestyle of full flexibility with distinction. Each vessel shape offers endless functional possibilities, yet any combination of them suggests a rebirth of a personalised table styling.

ARITA COLLECTION

Arita Liquid
by NERI&HU



These containers, inspired by Chinese traditional wine bottles, offer two sizes for cold or warm liquids. The cups can be stacked at the neck of the bottle to complete the visually interesting set, while the brass holder offers a graceful detail to the simple white shape.



Code AR-VS1-A
Dimensions C74 x H90mm



Code AR-VS1-B
Dimensions C122 x H58mm



Code AR-VS1-C
Dimensions C147 x H35mm



Code AR-VS1-D
Dimensions C188 x H66mm



Code AR-VS1-E
Dimensions C213 x H42mm



Code AR-VS1-F
Dimensions C264 x H20mm



Code AR-VS1-G
Dimensions C290 x H31mm



Code AR-LS3-S
Dimensions C100 x H120mm



Code AR-LS3-L
Dimensions C100 x H145mm



Code AR-LS3-C
Dimensions C99 x H30mm



Dimensions C55 x H150mm

MATERIAL AND COLOUR

Wood



Natural Walnut



Natural Ash




Natural Beech



Soap Finished Walnut



White Ash



Black Ash



Dark Brown Ash



Smoked Ash



Grey Ash



Walnut Stained Ash



Natural Sapelli*

Please be aware that actual colours may vary slightly from these pictures due to the printing process.
*Please note that Natural Sapelli is only available for the New Legacy collection

Fabric & Leather

Stellar Works offers many different fabric options and uses only the highest quality leather from the world’s best suppliers. Please contact your local sales representatives for our complete range of fabric and leather swatches.

www.stellarworks.com

DINING CHAIRS



Mandarin Chair
MA-S211
76



Slow Dining Chair
SL-S211
81



Slow Side Chair
SL-S210
81



Blink Dining Chair
BL-S210
86



Piano Chair (1955)
VW-S210-WD
161



Louisiana Chair (1958)
VW-S220
161



Antler Chair Soft (1955)
VW-S230-UP
162



Antler Chair (1955)
VW-S230-WD
162



Church Chair (1956)
VW-S240
163



Exchange Dining Chair
EX-S211
96



Exchange Highback Chair
EX-S231
98



Ming Chair
MI-S211
102



Ming Aluminium Chair
MI-S221
103



Ming Aluminium Chair
With Wood Seat
MI-S221-WD
103



Weave Chair (1956)
VW-S250
163



Utility Armchair U
UT-S211-UP
106



Utility Chair U
UT-S210-UP
107



Utility Armchair V
UT-S211-WD
107



Utility Chair V
UT-S210-WD
108



Utility Highback Armchair
UT-S221
108



Utility Highback Chair
UT-S220
109



Lunar Dining Chair Small
LN-S211-S
126



Lunar Dining Chair Large
LN-S211-L
127



Rén Dining Armchair
RN-S211
134



Rén Dining Chair
RN-S210
135



New Legacy Donna Chair
NL-S211
148



New Legacy Vito Chair
NL-S221
149



New Legacy Sofia Chair
NL-S231
149



Alien (1980)
CF-S210
156



Piano Chair Soft (1955)
VW-S210-UP
160

LOUNGE CHAIRS



Mandarin Lounge Chair
MA-S111
77



Slow Lounge Chair
SL-S111
80



Blink Lounge Chair
BL-S410
84



Exchange Lounge Chair
EX-S111
97



Utility Lounge Chair
UT-S111
109



Lunar Lounge Chair Small
LN-S111-S
127



Lunar Lounge Chair Large
LN-S111-L
128



Lunar Highback Chair
LN-S121
128



Rén Lounge Chair Small
RN-S111-S
135



Rén Lounge Chair Large
RN-S111-L
136



QT Chair with Cupholder
QT-S111
142



QT Chair
QT-S121
143



Chillax Lounge Chair
CH-S131
144



Chillax Highback Chair
CH-S141
145



New Legacy Fly Lounge Chair
NL-S110
150

Cotton Club Lounge Chair (1988)
CF-S111
157

Triangle Chair (1952)
VW-S110
164

STOOLS & BAR CHAIRS



Blink Vanity Stool SH470
BL-S610-470
86

Blink Bar Stool SH750
BL-S610-750
87

Blink Counter Stool SH610
BL-S610-610
87

Exchange Bar Chair SH610
EX-S311-610
99



Exchange Bar Chair SH750
EX-S311-750
99

Utility High Chair SH610
UT-S310-610
110

Utility High Chair SH760
UT-S310-760
111

Utility Stool H460
UT-S610-460
111

Utility Stool H610
UT-S610-610
112



Utility Stool H760
UT-S610-760
112

Lunar Bar Chair SH750
LN-S311
129

Chillax Stool
CH-S610
144

Triangle Ottoman
VW-S510
164

BENCHES & TWO-SEATER CHAIRS



Mandarin Bench
MA-S610
77

Exchange Chair Two Seater
EX-S221
98

Utility Lounge Chair Two Seater
UT-S121
110




Rén Lounge Chair Two Seater
RN-S121
136

Cotton Club Lounge Chair
Two Seater (1988)
CF-S221
157

Wohler Long Bench
VW-S610
165

SOFAS



Blink Sofa Two Seater
BL-S420
85

Blink Sofa Three Seater
BL-S430
85

Utility Sofa Two Sides
UT-S421
114

Utility Sofa Three Sides
UT-S411
114

Utility Sofa One Side
UT-S430
115

Utility Ottoman
UT-S510
115

Lunar Sofa
LN-S411
129

Chillax Sofa
CH-S411
145

SW Sofa Two Seater
SW-S411
152

SW Sofa Three Seater
SW-S421
153

SW Puff Unit
SW-S510
153

SW Daybed
SW-B110
154

TABLES



Mandarin Dining Table
MA-T410-2400
78



Slow Coffee Table C800
SL-T210-800
82



Slow Dining Table C1250
SL-T410-1250
82



Blink Oval Dining Table W2125
- Stone Top
BL-T420-2125-ST
88



Lunar Coffee Table
LN-T220
130



Lunar Coffee Table W1200
LN-T210-1200
131



Lunar Side Table
LN-T110-500
131



Rén Dining Table
RN-T411
137



Rén Dining Table C1100
RN-T420-1100
137



Blink Oval Dining Table W2225
- Wood Top
BL-T420-2125-WD
88



Blink Dining Table S1200
- Stone Top
BL-T410-1200-ST
89



Blink Dining Table S1200
- Wood Top
BL-T410-1200-WD
86



Blink Oval Coffee Table
- Stone Top
BL-T220-ST
90



Blink Oval Coffee Table
- Wood Top
BL-T220-WD
90



Rén Coffee Table
RN-T210-540
138



Rén Side Table
RN-T110-450
138



Rén Conference Table W3500
RN-T610-3500
139



QT Coffee Table
QT-T210
143



Wohlert Coffee Table
VW-T210
165



Blink Coffee Table S1080
- Stone Top
BL-T210-1080-ST
91



Blink Coffee Table S1080
- Wood Top
BL-T210-1080-WD
91



Blink Side Table S600
- Stone Top
BL-T110-600-ST
92



Blink Side Table S600
- Wood Top
BL-T110-600-WD
92



Blink Console
BL-T710
93

CABINETS & SHELVING



Cabinet of Curiosity
COC-C100
122



Dowry Cabinet I
DO-C110
123



Dowry Cabinet II
DO-C120
124



Dowry Cabinet III
DO-C130
124



Blink Vanity
BL-T720
93



Exchange Dining Table
EX-T410-2400
100



Ming Aluminium Dining Table
MI-T410
104



Ming Aluminium Café Table
MI-T310
104



Utility Dining Table
UT-T410
116



Ran Library (1982)
CF-SF110
158



Utility Dining Table C1200
UT-T420-1200
117



Utility Coffee Table
UT-T200-800
117



Utility Side Table
UT-T110-480
118



Utility Café Table
UT-T310
118



Lunar Dining Table
LN-T410
130

ACCESSORIES



Blink Screen
BL-SC110
94



Exchange Lounge Chair Cushion
EX-S100-A
97



Utility Sofa Accessories
UT-S400-A
116



Utility Round Mirror Small
UT-M110-S
119



Utility Round Mirror Large
UT-M110-L
119



Utility Long Mirror Small
UT-M120-S
120



Utility Long Mirror Large
UT-M120-L
120



Lunar Screen
LN-SC110
132



Kyoto Floor Lamp
KY-L110
166



Arita Vessels
AR-VS1
168



Arita Liquid
AR-LS3
169

CREDITS

CONCEPT AND CREATIVE DIRECTION

Neri&Hu Design and Research Office

FEATURE PHOTOGRAPHY

Jiaxi Yang

Zhe Zhu

Stellar Works®

All rights reserved. Nothing contained in this catalogue
may be reproduced without written permission.

stellarworks.com

info@stellarworks.com



stellarworks.com
info@stellarworks.com